

Own your Assets

With the world's most intelligent remote monitoring device at your fingertips, asset management has never been easier. The globally capable T200, enables you to aggregate data from virtually anywhere and its ultra low power footprint will operate for years without service.










With our "no compromise" approach to design, we've packed in a number of customer requested features, while maintaining simplicity and reliability.

Typical Applications

- Tank Level Monitoring--fuels, water, lubricants, chemicals, gases, solids
- Frac Tank monitoring
- Mobile asset tracking
- Backup generator fuel levels and operations
- Security and surveillance




Features

-  4x 12 Bit Analog Inputs interfacing with virtually any sensor
-  3x Digital Inputs for custom alarms and status
-  4x Digital Outputs for local alerts and control
-  RS232/RS485/UART Modbus support *
Optional Ethernet support
-  GSM/CDMA   802.11g WiFi or Ethernet
-  GPS enabled for mobile asset tracking
-  24/7 access to data on LevelCon Cloud or local SCADA



- Rated Power: 2.5W continuous output
- Solar Panel Size: 12VDC 10W
- Battery System : 12VDC @ 9Ah
- Battery Reserve Time @ Rated Power: 21 hours
- Battery Type: Sealed Lead Acid AGM (expected life = 5 years)
- Secondary Output Voltage: 12VDC @ 10A
- Enclosure External Size: 11 x 8.5 x 3.5"



Dashboard 

Channel	Percentage Full	Product	Value	Base Value	Metric	Date	Age	Status
Group: Farm Feed Tanks								
Beavercreek Farm - Single Tank	62.94%	Whey Max-15,000	9466.361	57.825	gal	3/22/2017, 6:02:27 AM	about 4 hours	OK
Benton Dairy - Dual Tanks	82.23%	Whey Max - 12,500	5643.007	79.763	gal	3/22/2017, 7:12:49 AM	about 3 hours	OK
Bradford Farm - Dual Tanks	149.23%	Whey Max - 12,000	8407.223	88.793	gal	3/22/2017, 6:02:26 AM	about 4 hours	OK
DeSaegher Dairy - Tank Level	239.56%	Whey Max - 25,000	16439.717	116.187	gal	3/22/2017, 6:01:20 AM	about 4 hours	OK
Dutch Meadows - Dual Tank	94.35%	Whey Max - 12,500	6474.624	91.518	gal	3/22/2017, 6:15:48 AM	about 4 hours	OK
EB Ridge Dairy - Tank Level	150.39%	Whey max-18650	10320.341	97.251	gal	3/22/2017, 6:43:35 AM	about 4 hours	OK
Erdman Dairy - Single Tank	15.88%	Whey Max - 12,500	1918.927	32.392	gal	3/22/2017, 8:07:14 AM	about 2 hours	LOW
Hooks Dairy - Dual Tanks	158.96%	Liquid - 6,000 max	5253.452	95.379	gal	3/22/2017, 6:13:44 AM	about 4 hours	OK

